



# Energy Dashboard

Monitor

Manage

Save

# Energy Dashboard Features

Energy Dashboard is a comprehensive energy tracking solution that is custom designed to fit the needs of your facility. Take control of your energy use with real-time reporting in a user-friendly graphical interface. A proven-system of data collection with more than 20 years of experience ensures accurate information, allowing you to compare energy use over time, as well as see energy abnormalities as they occur.

## Real Time

With Energy Dashboard, there are no surprises. Monitor your utilities in real time. Catch leaks, energy spikes and more, well before your utility bill arrives.

## Custom Built

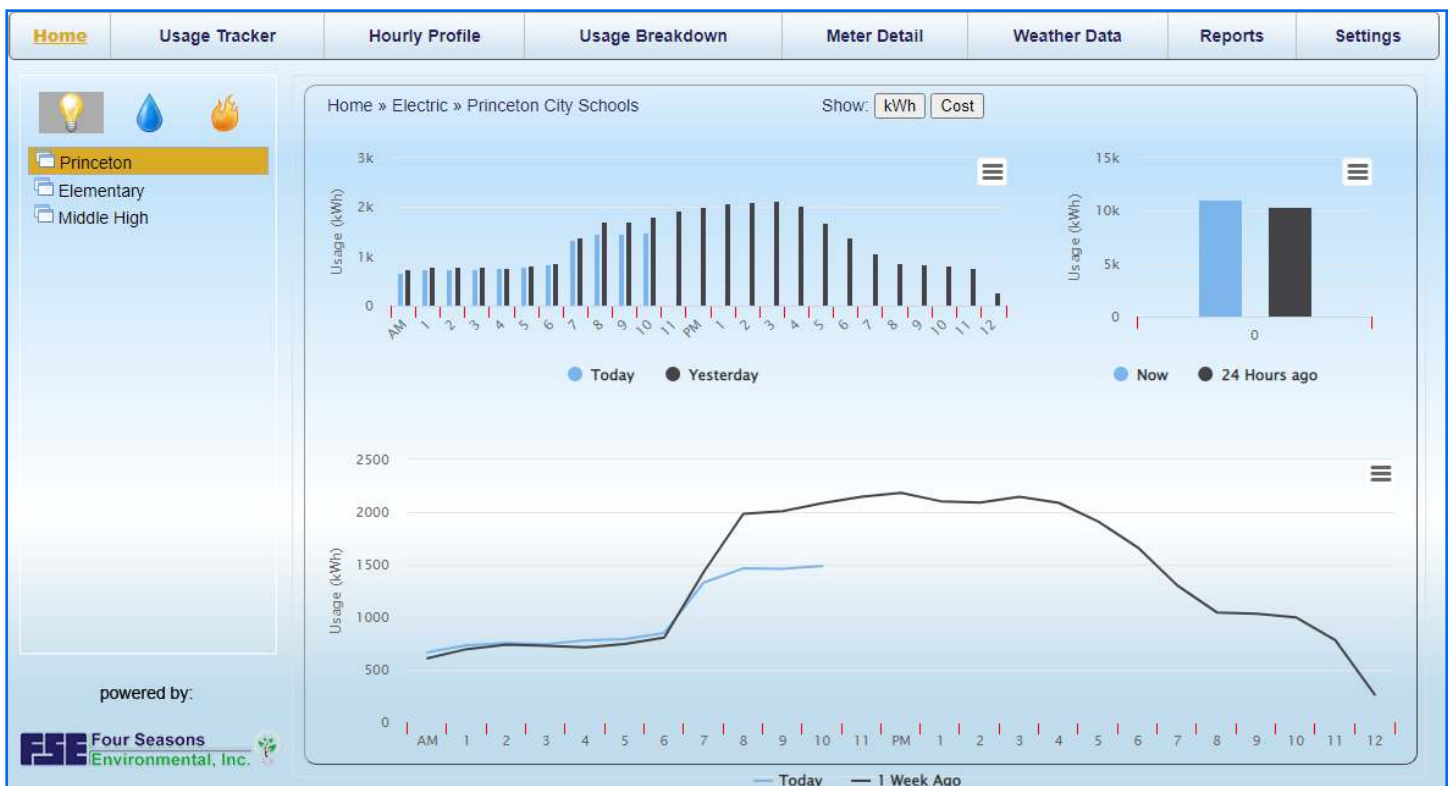
Tailored to your facilities, Energy Dashboard taps into your gas, water and electric meters. FSE can add submeters based on your needs, creating a detailed energy picture.

## Manage Energy

Once you know your exact energy use, finetune your equipment and operating procedures to be more efficient, easily seeing the immediate results without sacrificing comfort.

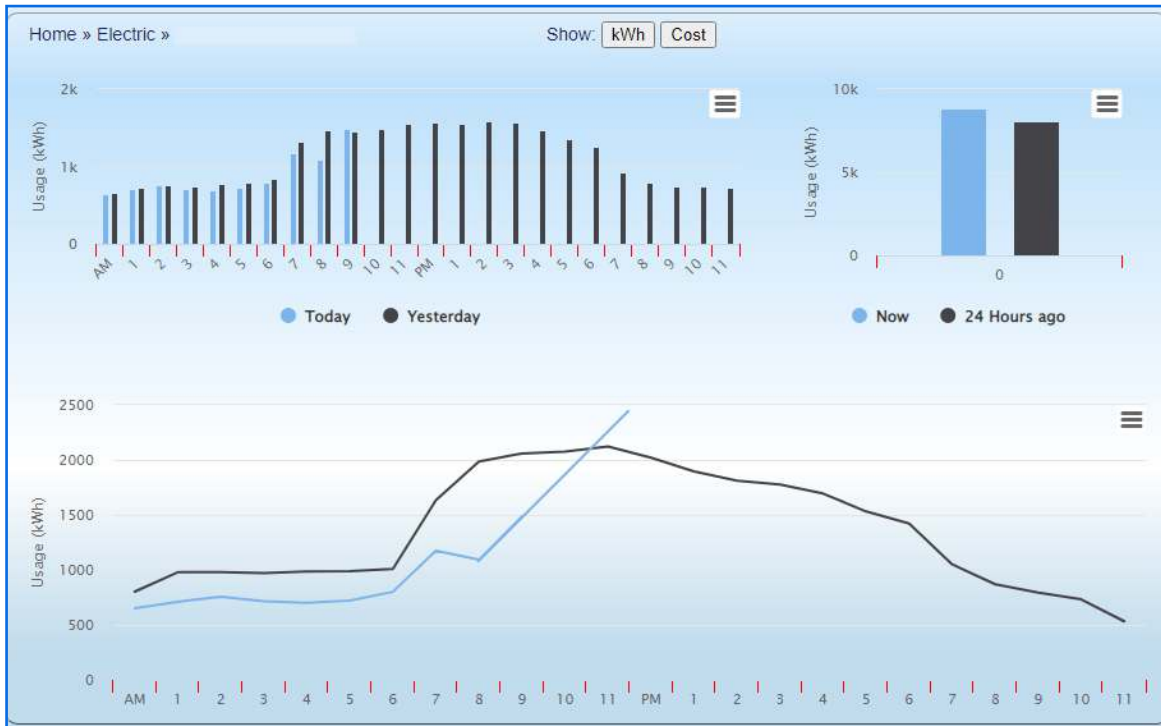
## User-Friendly, Graphical Interface

Quickly assessible online, view your energy use in easy-to-understand graphs and charts. From monitoring current use to comparing historical data trends, Energy Dashboard allows you to take control of your energy!



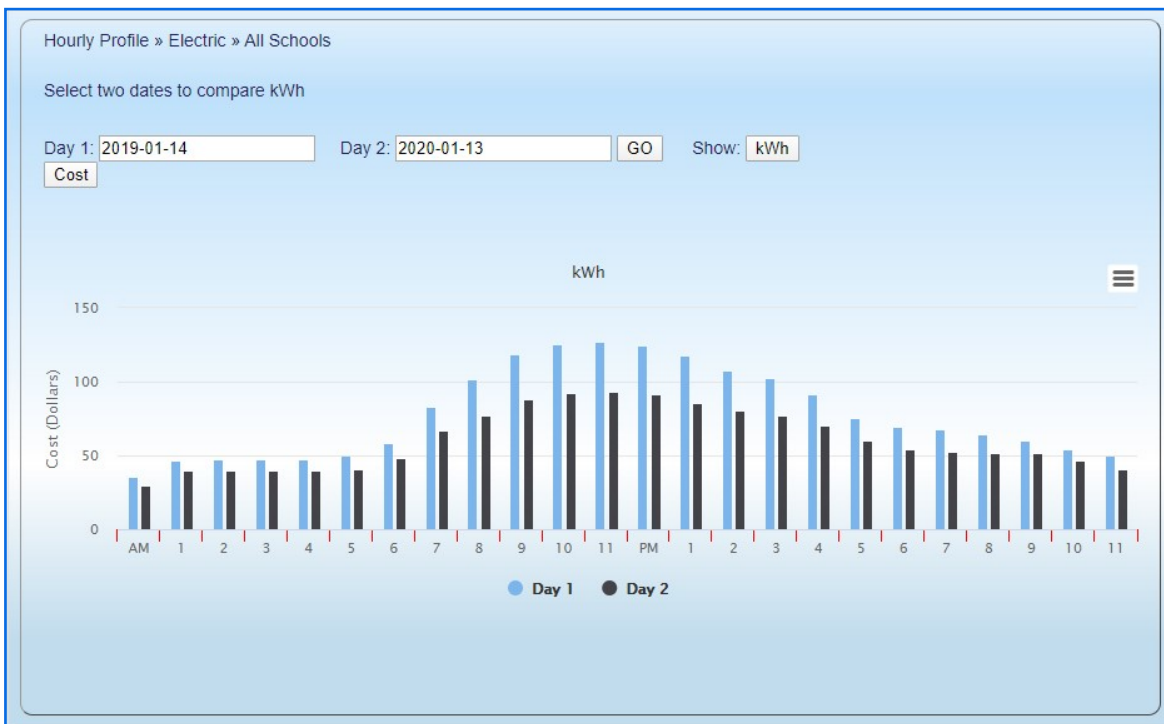
## Catch Energy Spikes

With real-time reporting, building operators can spot energy abnormalities, such as leaks, as they happen, and correct the issue, saving thousands of dollars in unnecessary energy waste.



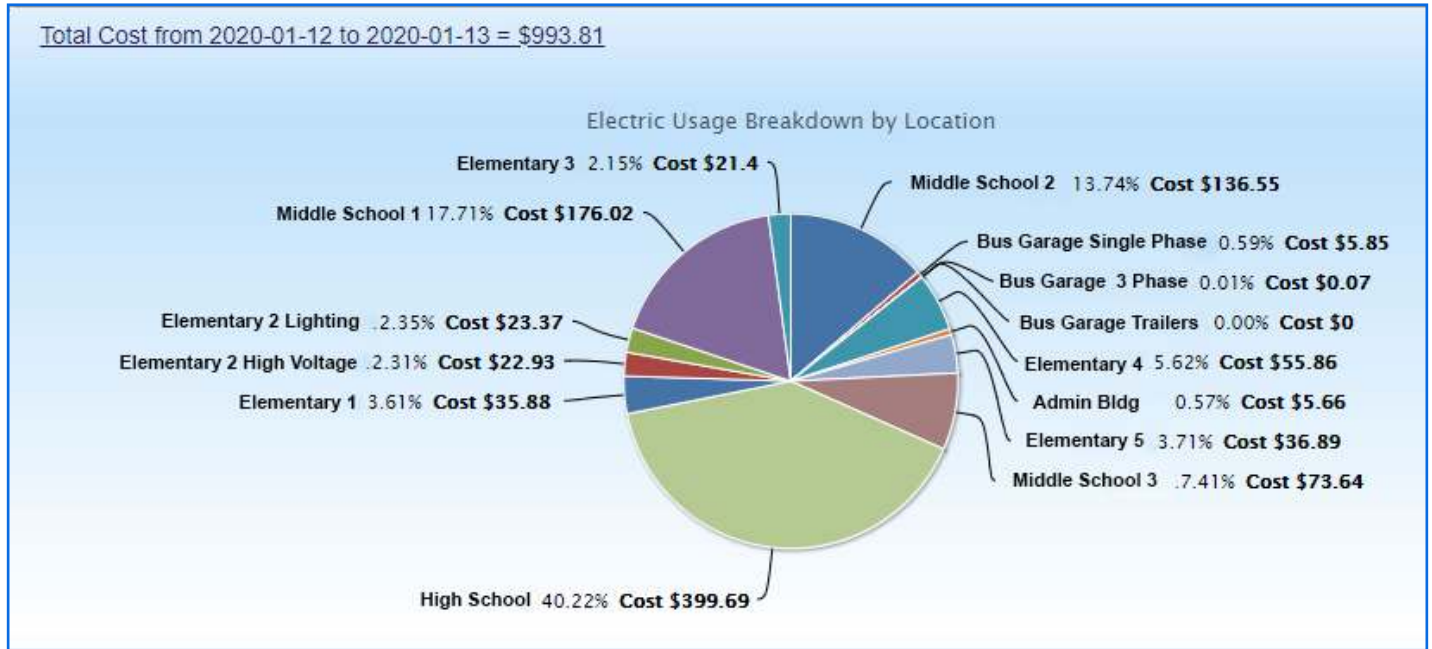
## Make Energy Improvements

With a database capable of saving up to 10 years of data, building operators can pinpoint potential areas of improvement and finetune equipment and operating procedures to reduce energy use.



# Proven Results

No need to wait for your next utility bill to see if your energy improvements are effective. Building operators can see results in real time, and continue to hone best practices for maximum energy savings. In fact, one Ohio school was able to verify its savings through careful building automation settings.



## Contact Four Seasons Environmental, Inc.

Contact Four Seasons to learn more about how Energy Dashboard can benefit your facility.

43 New Garver Road  
Monroe, OH 45050  
[www.fseinc.net](http://www.fseinc.net)  
(513) 539-2978